



Ms. Bauer - 2nd Grade

Welcome to Back to School Night

*Please take one of each handout
on the back table and find your
child's seat*

Tonight's Agenda

- Desk Handouts
- Meet the Teacher
- How to connect with me
- Classroom Routines, Rules, and Expectations
- Google Classroom
- Litel's PBIS Expectations
- Curriculum, Grading, and Homework
- Q & A




Meet the Teacher



- Hello! My name is Ms. Bauer.
- I received my Bachelor's Degree in Political Science from the University of La Verne.
- I received my teaching credential and Master's Degree in education from Cal Poly Pomona.
- I love reading, hiking, spending time outdoors, and weekend beach trips with my family and friends.



My Teaching Philosophy

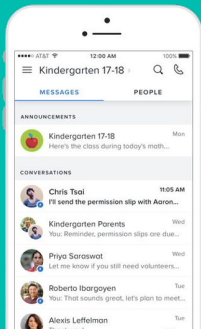


- Teaching to the Whole Student
- Differentiated Instruction is Essential
- Positive Growth Mindset
- Creating a Positive and Supportive Classroom Environment

How To Contact Me

01

Remind App



- Download the Remind App
- Txt @MsBauer23 to 81010
- Please edit name to include your child's name

02


Email



- hannah_bauer@chino.k12.ca.us


* I will respond within 24 hours during the school week*

Important Links



Litel Website: <https://www.chino.k12.ca.us/Litel>

Parent Handbook



Principal's Newsletter: <https://www.smore.com/gnp5b>

Instagram: @litel_elementary

Twitter: @LitelCVUSD



Daily Schedule

Monday, Tuesday, Thursday, Friday

7:50 - 8:10	ELD/Morning Work
8:10 - 9:20	ELA- Wonders
9:20 - 9:33	Recess
9:33 - 10:50	ELA - Wonders/Writing
10:50-11:10	PE
11:10 - 11:50	Lunch
11:50 - 12:45	Math
12:45 - 1:15	DEN Time
1:20 - 1:33	Recess
1:33 - 2:15	Science/Social Studies
2:15- 2:30	Agenda for homework/pack up
2:30	Dismissal

Wednesday

7:50 - 8:25	ELD/Morning Work
8:25 - 9:00	Second Step
9:00 - 10:00	ELA
10:00- 10:30	Lunch
10:30-11:15	Math
11:15-11:20	Agenda/pack up
11:20	Dismissal



Litel's PBIS Expectations and the R.O.A.R



PBIS Schoolwide Matrix

Litel Lions **ROAR** with Pride

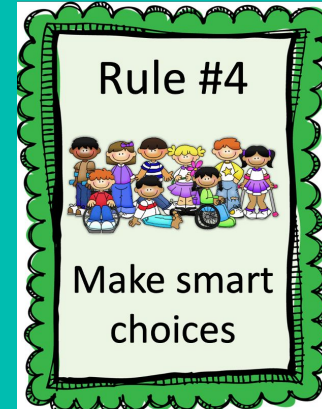


R.O.A.R.	Classrooms	Restrooms	Playground	Hallways	Lunch Tables	Library	Computer Lab	MPE/ Assembly
Responsible Think + Pause + Problem-Solve	<ul style="list-style-type: none"> Always do your best Complete all assignments on time Communicate in complete sentence 	<ul style="list-style-type: none"> Flush one time Wash hands Report concerns 	<ul style="list-style-type: none"> Walk on the blacktop Keep hands and feet to yourself Use equipment appropriately 	<ul style="list-style-type: none"> Arrive prepared to learn Eyes on teacher Stay with class 	<ul style="list-style-type: none"> Students eating in their own space Throw trash away 	<ul style="list-style-type: none"> Students working in their own space 	<ul style="list-style-type: none"> Leave computer lab set up properly for next class Treat equipment properly Log out properly 	<ul style="list-style-type: none"> Face forward/eyes on speaker Wait patiently for directions
Optimistic Collaborate	<ul style="list-style-type: none"> Students try their best Students never give up Students check their work and attend to precision 	<ul style="list-style-type: none"> Be polite Be timely 	<ul style="list-style-type: none"> Wait your turn Have fun Teach the rules to a newcomer 	<ul style="list-style-type: none"> Walk with purpose Face forward Silent voices 	<ul style="list-style-type: none"> Inside voices Say please and thank you Smiling faces 	<ul style="list-style-type: none"> Ready to learn Ready to read 	<ul style="list-style-type: none"> Try all options before moving on "I tell myself, I can do this." 	<ul style="list-style-type: none"> Use kind language and manners Enter and leave quietly
Accountable Persevere	<ul style="list-style-type: none"> Be prepared Ready to learn Learn from mistakes 	<ul style="list-style-type: none"> Use materials wisely Keep hands and feet to yourself 	<ul style="list-style-type: none"> Follow game rules Report harmful or inappropriate behavior Put all equipment away in the correct location 	<ul style="list-style-type: none"> Move in a straight line Feather feet Keep backpacks zipped and hung up 	<ul style="list-style-type: none"> Walk quietly Sit at assigned table Raise hand to be dismissed 	<ul style="list-style-type: none"> Low whispers Treat books kindly 	<ul style="list-style-type: none"> Sit in chairs properly Hands are quiet/feet are still 	<ul style="list-style-type: none"> Appropriate applause Stay in your own space
Respectful Thoughtful Actions	<ul style="list-style-type: none"> Treat others with kindness Listen to all speakers Keep your hands and feet to yourself 	<ul style="list-style-type: none"> Respect privacy Use quiet voices Keep it clean 	<ul style="list-style-type: none"> Follow directions by adults and decisions by game judges Let everyone play fairly 	<ul style="list-style-type: none"> Right-away to younger children Respect the rights of others to learn 	<ul style="list-style-type: none"> Only eat your food Personal space Food stays on the table 	<ul style="list-style-type: none"> Students quietly waiting their turn 	<ul style="list-style-type: none"> Quietly help others when asked Keep materials in your own space 	<ul style="list-style-type: none"> Attentive behavior Older students sit toward the back Sit quietly

R - Responsible
O - Optimistic
A - Accountable
R - Respectful

Classroom Expectations

- Focus On The Positive
- Be Ready To Learn
- Be Respectful Listeners
- Try Your Best
- Be Respectful Towards Your Classmates and Your Teacher



Classroom Expectations

Late Work

- Homework and special assignments are expected to be turned in on the due date
- Homework assignments such as daily math pages will be given a day's leniency
- Any projects or special assignments that are turned in past the due date will have points deducted from the student's score

Absent Work

- Students are expected to make up work they miss in class to prevent students from falling behind on the topics taught in class
- Work packets will be sent home the day the student returns to school

***Regular attendance is essential for students to progress in their studies**



Behavior System



Blue - Earned a Sticker




Yellow - Warning



Red - Conference with Teacher

*Two Red cards- Note Home

Cards are reset after every lesson



Behavior Note

Student name _____

Date _____

I made a poor choice today. I will try to make better choices tomorrow.

☐ Not listening and following
directions

☐ Talking excessively

☐ Not doing class work

☐ Not keeping hands, feet or
objects to myself

☐ Not being kind to others

☐ Using inappropriate language

☐ Disrespectful to adults

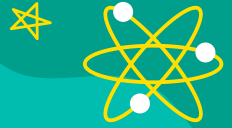
☐ Did not complete/turn in
homework

☐ Other: _____

Parent/Guardian signature



Rewards



- Class Points
 - Free Choice Friday
- Group Points
 - Extra Free Choice Friday Time
- Sticker Charts
 - The Treasure Box





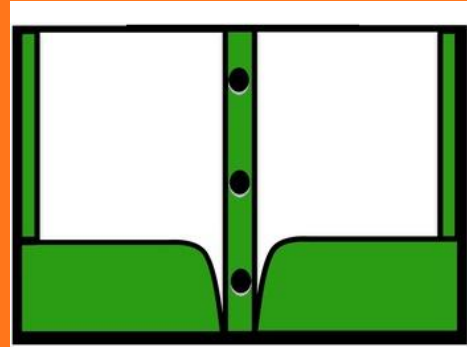
Classroom Tour



Homework

Daily Homework

- Math page
- Read for 20 minutes
- Practice Spelling Words
- Practice Math Facts
(Addition and Subtraction)
- Special Projects as noted
on Google Classroom



Homework Folder



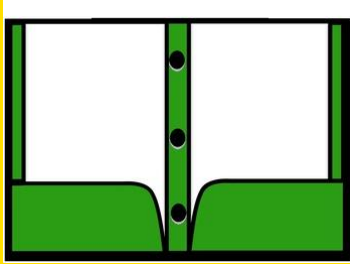
Homework



- Please check Google Classroom every Monday for Homework and for homework questions.
- Math pages are returned to school daily.
- All homework is essential practice for your child to help build their skills/knowledge and reinforce the concepts taught in class.
- It is important to return homework on time.


Folders

Green Take-Home Folder



- Homework folder
- Left side: Return to school and important papers
- Right side: Stay at home

Blue Test Folder

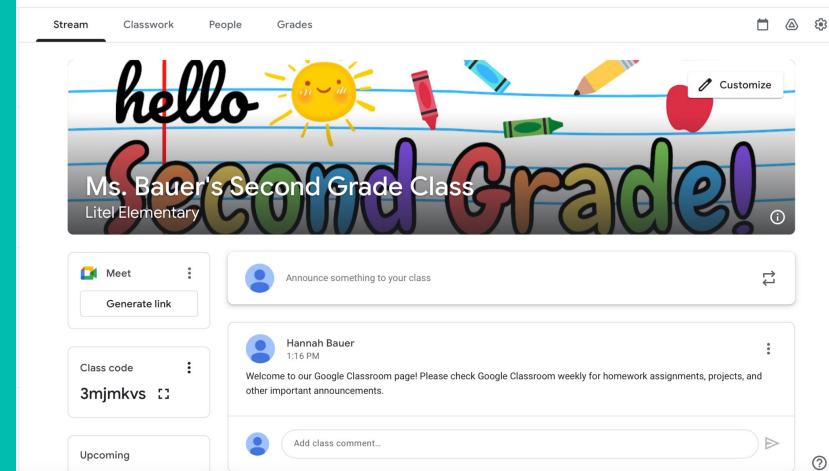
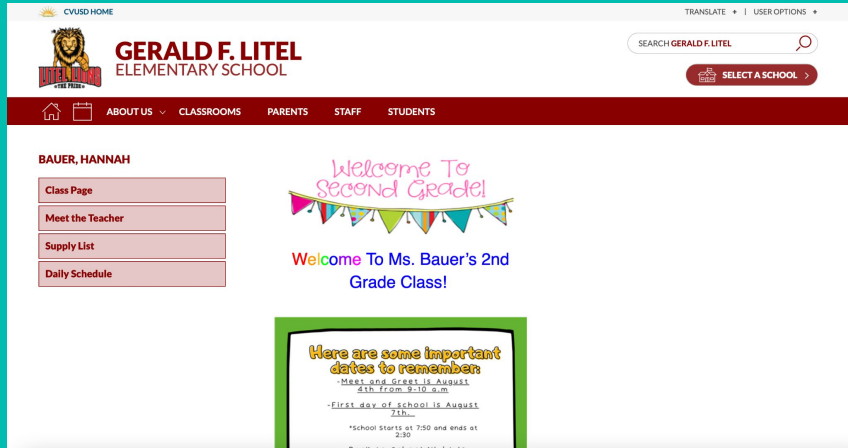


- Sent home every few weeks with student's tests
- When sent home, please review tests (those stay at home) and sign the log

Classroom Website

vs.

Google Classroom

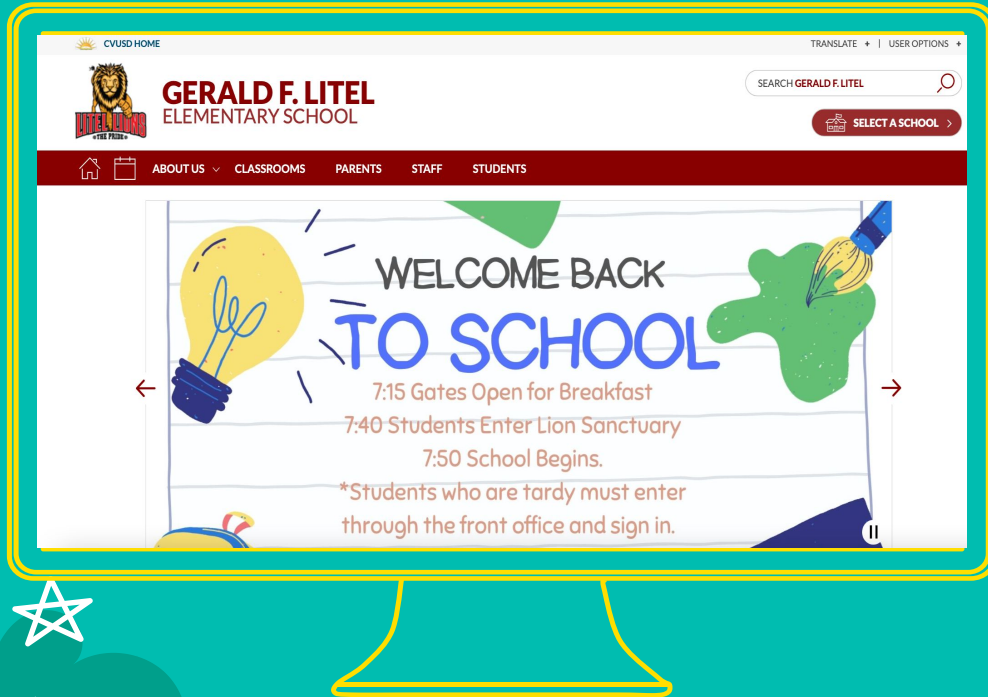


- Where you will find general information on policies, contact info, and announcements from our school to our class

- Where students can find their homework cover letter and assignments.

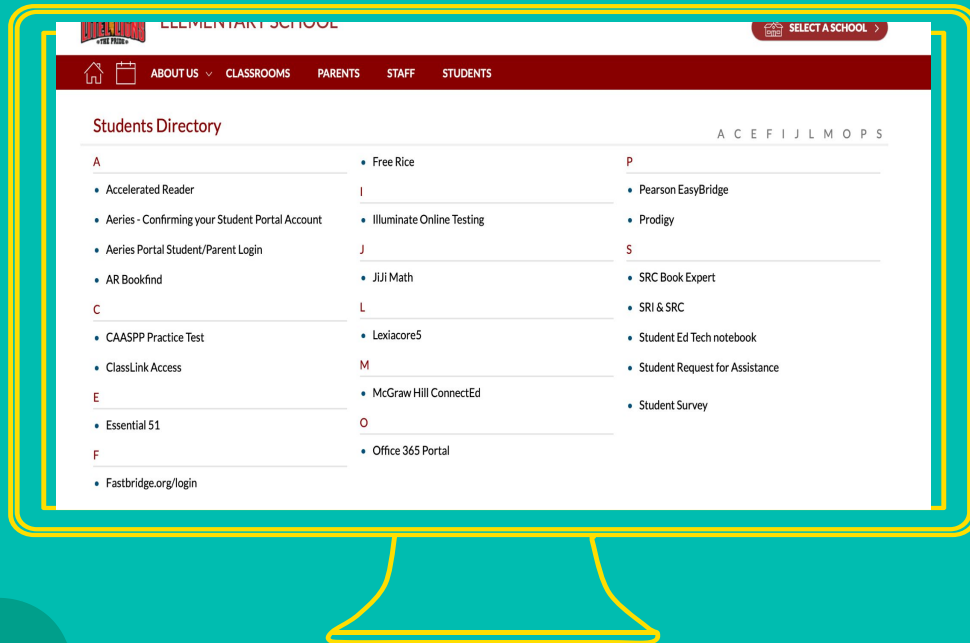


How To Access Google Classroom Through Classlink



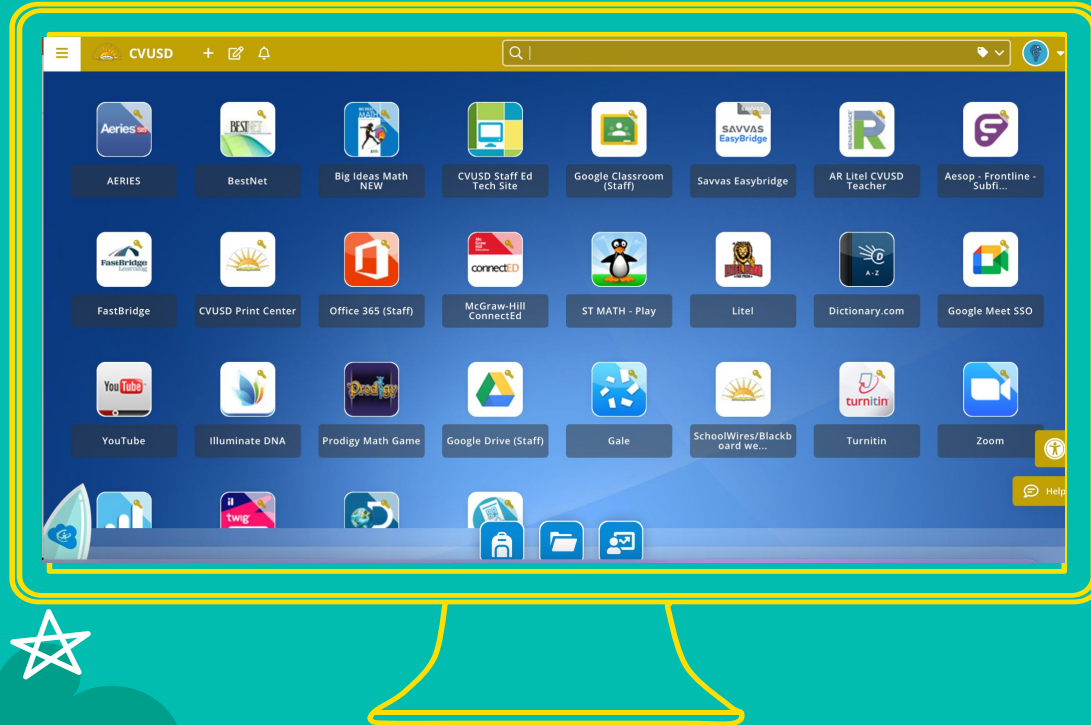
- Go to the Litel Website
- Click on the Student Tab

Google Classroom Access



- Click on Classlink and log in with your child's login information

Google Classroom Access



- Click on Google Classroom
- Input code: **3mjmkvs**

Assignments



- Homework
 - Daily homework will consist of a daily math page, practice math facts, practice spelling words, and read for 20 minutes
- Tests
 - Spelling Tests - given weekly on Fridays
 - Grammar Tests - given on Fridays after each week in Wonders (ELA program)
 - Reading comprehension Tests - given on Fridays after each week in Wonders
 - Math Tests - given at the end of each topic
 - Social Studies Tests - given at the end of each unit
 - Science Tests - given at the end of each module
- Special Assignments
 - Special assignments such as poems, projects, and holiday themed assignments will be assigned through Google Classroom


Minute Math

- Practiced daily in class
- Students are timed for one minute as they complete a set of addition or subtraction problems.
- Students start on +2s.
- When students complete all of the problems correctly within the minute they “pass” and move on to the next number.
- The goal is to finish the subtraction tests by the end of the year.

Curriculum




Math - Saavas Realize



ELA - Wonders, Connect Ed



Science - Twig



Social Studies - Reflection



Second Step Social Emotional Lessons



- Music Class
- P.E. (100 Mile Club)

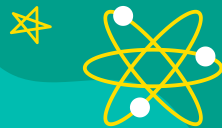
Some Strategies Used in Class

- Peanut Butter and Jelly Partner Talk
- Equity Sticks





Grading



4 - Excelling: Students are consistently performing at grade level, can demonstrate independence, and can extend they rae level standards, when applicable, expected expected at this point in the school year

4

3 - Achieving: Students demonstrate an adequate understanding of grade level standards and have the ability to apply skills needed to meet these standards at this point in the school year.

3

2 - Progressing: Students are partially meeting the grade level standards at this point in the school year.

2

1 - Beginning/ Standard Not Met: Students are not yet meeting grade level standards at this point in the school year.

1




Assessments

District Assessments



ESA's and Writing
Prompts

Language Arts



Spelling/Phonics,
Vocabulary, Grammar,
Reading
Comprehension, and
Writing Assessments

Math



Topic Tests (given at
the completion of
each math unit) and
Digital Quick Checks



Parent Volunteers



Scholastic





Membership

- Go to litelpta.com to join. Membership is only \$10
- PTA funds programs such as AR. Our PTA needs your support more than ever.

Check out the Spirit Wear!

- Every Friday is Spirit Day!
- Visit litelpta.com to check out the t-shirt and sweatshirt designs.

Supply List



Below is a list of supplies that we would like for you to have in the classroom.

Student Items:

- Pencil box (8 ½ " by 5 ½ " please NO pencil pouches)
- Pack of pre-sharpened pencils
- Blue folder with pockets
- Red folder with pockets
- 2 composition notebooks
- 1 single-subject notebook
- Small whiteboard eraser
- 2 dry erase markers (**black** or **blue**)
- 2 glue sticks
- Red pen
- Highlighter
- Manual, **covered** pencil sharpener
- Kid scissors
- Erasers
- Ear buds or headphones in a labeled zip lock bag

***All supplies must fit inside the pencil box**



Q & A
Time



Thank You
For Coming!

I know together we can make this is GREAT
year for your child to learn and grow in new
and exciting ways!